

CHAVARA VIDYAPEETH , NARSINGHPUR

CLASS – I


SUBJECT – MATHS

UNIT – I

Pre- Number Concepts

1. Circle the heavier one .

(a)




(b)



2. Circle the taller one.

(a)



(b)



3. Circle the thin one.

(a)



(b)



4. Write M for more and L for less. One is done for you.

(a) ○ ○ ○ ○

○ ○ ○ ○ ○

(b) ○ ○ ○

○ ○ ○ ○ ○



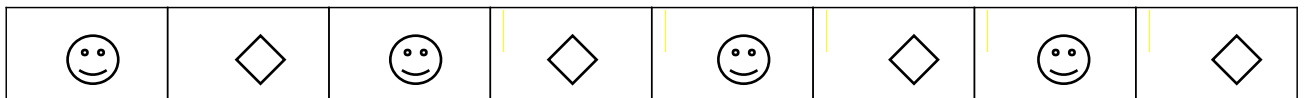
(c) ○ ○ ○ ○ ○


○ ○ ○ ○

(d) ○ ○

○ ○ ○

5. Complete the patterns.





## UNIT -2

### Numbers up to 10

1 ) Count and write. One is done for you.

(a) O O O [ 3 ]

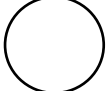
(b) O O O O O [ ]

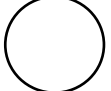
(c) O O O O [ ]

(d) O O O O O O O O [ ]

(e) O O O O O O [ ]

2 ) Compare and put  $<$ ,  $>$  or  $=$  in the circle.

(a) 8  10      (c) 5  5

(b) 3  7      (d) 6  2

3) Circle the smaller number.

(a)  2 , 5      (c) 9 ,  1

(b) 8 , 7      (d) 5 , 4

4) Circle the bigger number.

(a) 1 , 9

(c) 7 , 6

(b) 5 , 3

(d) 2 , 8

5) Arrange the following numbers in ascending number.

(a) 2    7    3    5            

(b) 5    3    7    1            

(c) 8    4    10    3            

(d) 1    7    3    5            

6) Arrange the following numbers in descending number.

(a) 9    3    7    2            

(b) 4    10    7    3            

(c) 1    8    4    5            

(d) 6    3    9    8            

7) Write the number that comes just after.

(a) 8   

(c) 4   

(b) 3   

(d) 7   

8) Write the number that comes just before.

(a)     4

(c)     3

(b)     8

(d)     5

9) Write the number that comes between.

(a) 1  3

(c) 4  6

(b) 6  8

(d) 2  4

**P.W.**

1) Write and learn numbers from 1 to 100.

2) Write and learn down numbers from 50 to 1.

3) Write and learn number names from 1 to 20.

4) Write and learn tables 2 and 3 .